

Taylor Ambrosio Wood

Snare Etude #1:

**VIEWER
DISCRETION
ADVISED**

For Snare Drum and Dub-Step

(2014)

Performance Note:

Begin the piece as formally as possible; dress conservatively, bow, and make sure the beginning experience is as awkward as possible. There should be a dramatic contrast from how you are playing before the tape begins and after.

Tape Note:

You will need someone offstage to start the tape for you. Have them play it about 30 seconds – 1 minute into the piece, to interrupt you.

Key:

The image displays musical notation for various snare drum techniques. Each technique is represented by a five-line staff with a double bar line on the left. The techniques and their notations are:

- Snare Drum:** A single note with a dot on the second line. Above the staff, "Head" is written above the first half and "Stomp Foot" above the second half.
- Rim Shot:** A note with an 'x' on the first line. Above the staff, "Front Rim" is above the first half, "Side Rim" above the second half, "Pole of Snare Stand" above the third half, and "Feet of Snare Stand" above the fourth half.
- Stick Shot (Place Tip of once Stick on Head and Hit with Other Stick):** A note with a diamond on the first line.
- Stick Top (Hit Top side of Stick with other Stick):** A note with a diamond on the first line.
- Stick Bottom (Hit Bottom side of Stick with other Stick):** A note with a square on the first line.
- Rim Click (Place butt of Stick/Palm on the Drum Head and stroke down to hit Rim):** A note with a square on the first line.
- 12 Hit Sticks together over Head:** A note with a dot on the first line.

Snare Etude #1:

Viewer Discretion Advised

(Explicit Version)

Taylor Ambrosio Wood

Play the opening as boring as humanly possible. No musicianship or expression.
 Play until the tape interrupts you so the audience fidgets and gets bored.
 (About 30 seconds-1 minute.)

♩=some lame - ass, uninspired tempo.

Snare Drum

m (a mediocre dynamic)

2

4

6

8

10

11 Text: "God please stop,
I am so bored."


Stop playing, look up, act confused.

13 Text: "This is not music, do you even know
how to play the snare drum?"

Say: "I thought so...but-"


15 Text: "Here, let me demonstrate."

Tape plays: look confused/offended.




17 Text: "See? Notice how it does not sound like crap."

Look extra offended.




19 "Text: Now you try."

Get ready to play, sticks over drum.




21 Text: "But First..."

Stop/look up.



23 Text: "Drop the wobble."

Start to groove a bit. **4**



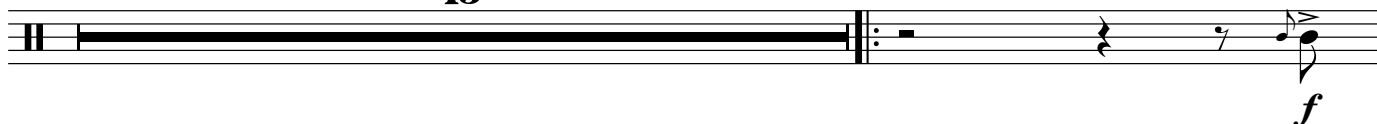
Text: "Now add the drums".

Improvise over the tape, quietly, as if you're testing out the grooves. Crescendo last 2 measures.

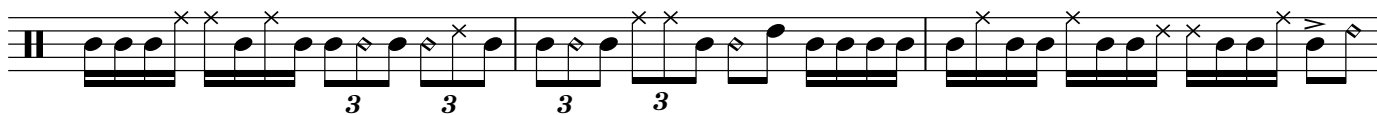
28

15

Text: "Viewer discretion advised."



44



47




Second time only: (On head)


50





54




56 | 1. 


59 | 2. 


61 


63 Text: "Well that was a little better, you do not totally suck anymore." Roll your eyes. 


Improvise quietly for the next 8 bars.

65 **6** Text: "Now that you can adequately play the step, can you follow the dub?" 

73 Text: "Good Luck." 

76 Text: "And as RuPaul would say:" Text: "Do not fuck it up." 

79 

82 

4

85

89

92

95

98

101

104

107

109 Text: "Looks like my work here is done."

8 Text: "Shall we lay a phat drop one more time?"

Improv quietly for next 8 bars,
groove more now 'cause you got dis.

117

Text: "Maybe with a little audience participation?"

Musical notation for measure 117, featuring a treble clef, a key signature of one sharp (F#), and a dynamic marking of *mf*. The notation includes quarter notes, eighth notes, and rests, with various articulation marks such as accents and slurs.

121 Look at audience and get them to clap with your stick clicks.

Musical notation for measure 121, featuring a treble clef, a key signature of one sharp (F#), and a dynamic marking of *mf*. The notation includes quarter notes, eighth notes, and rests, with various articulation marks such as accents and slurs.

125

Musical notation for measure 125, featuring a treble clef, a key signature of one sharp (F#), and a dynamic marking of *mf*. The notation includes quarter notes, eighth notes, and rests, with various articulation marks such as accents and slurs.

129

Musical notation for measure 129, featuring a treble clef, a key signature of one sharp (F#), and a dynamic marking of *mf*. The notation includes quarter notes, eighth notes, and rests, with various articulation marks such as accents and slurs. It also features two triplet markings with the number '3' below them.

133

Musical notation for measure 133, featuring a treble clef, a key signature of one sharp (F#), and a dynamic marking of *mf*. The notation includes quarter notes, eighth notes, and rests, with various articulation marks such as accents and slurs. It also features a triplet marking with the number '3' below it.

135

Musical notation for measure 135, featuring a treble clef, a key signature of one sharp (F#), and a dynamic marking of *mf*. The notation includes quarter notes, eighth notes, and rests, with various articulation marks such as accents and slurs. It also features four triplet markings with the number '3' below them.